

4

3

2

1

THIS DRAWING IS UNPUBLISHED.
DIFFUSION RESTREINTE

RELEASED FOR PUBLICATION
LIBRE A LA DIFFUSION

2011

© COPYRIGHT 2011

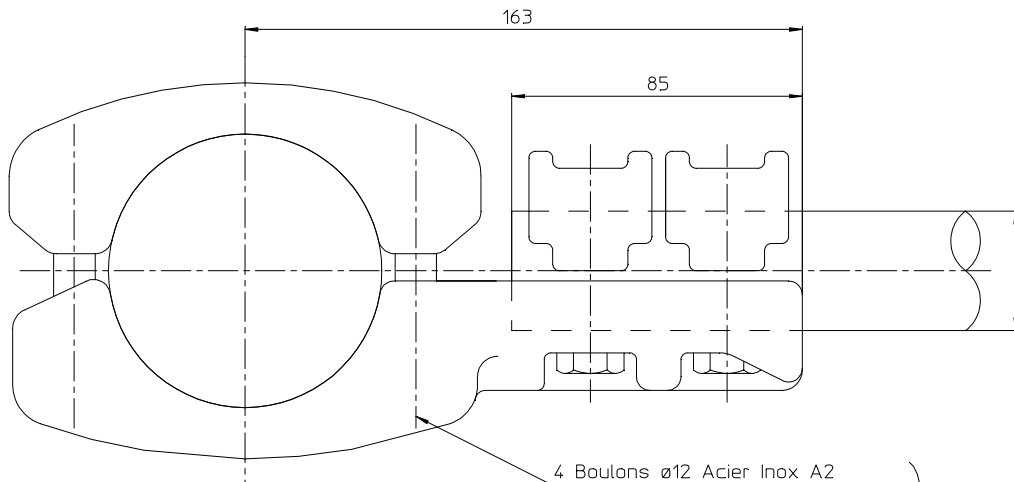
by Tyco Electronics Corporation

ALL RIGHTS RESERVED.
TOUS DROITS RESERVES

LOC - DIST -

REVISIONS

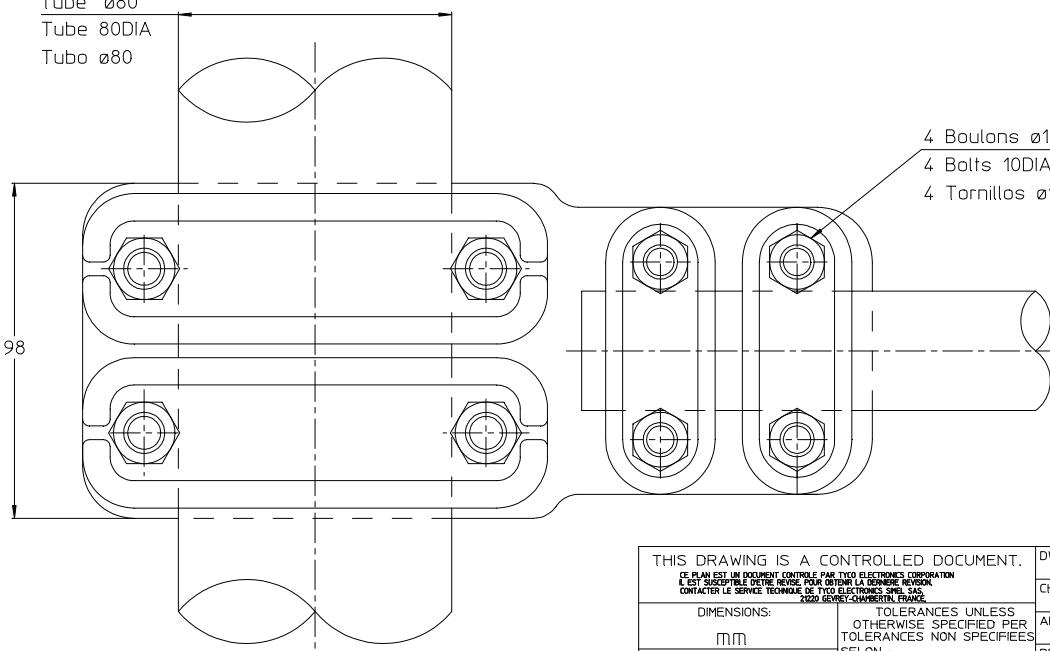
P	LTR REV	DESCRIPTION MODIFICATIONS	DATE	DWN DESS	APVD APPR
A		FD351	18-Jan-91	LR	HV
B		UPDATED DRAWING	20-Mar-13	PG	-




Cable ou tube ø31 à 35,99
 Cable or tube 32DIA to 35.99
 Cable o tubo ø31 a 35.99

4 Boulons ø12 Acier Inox A2
 4 Bolts 12DIA Stainless steel A2
 4 Tornillos ø12 Acero inoxidable A2 } 60 Nm

Tube ø80
 Tube 80DIA
 Tubo ø80



4 Boulons ø10 Acier Inox A2
 4 Bolts 10DIA Stainless steel A2
 4 Tornillos ø10 Acero inoxidable A2 } 37 Nm

THIS DRAWING IS A CONTROLLED DOCUMENT. LE PLAN EST UN DOCUMENT CONTRÔLÉ PAR TYCO ELECTRONICS CORPORATION EST SUSCEPTIBLE D'ÊTRE REVISÉ POUR OBTENIR LA DERNIÈRE RÉVISION. CONTACTER LE SERVICE TECHNIQUE DE TYCO ELECTRONICS SNE, SAS 4220 LEVENEY-CHAMBERTIN, FRANCE.		DWN /DESSINE ROYER 18-Jan-91	 TE connectivity SIMEL PRODUCTS	
DIMENSIONS: mm		CHK/VERIFIE -		
TOLERANCES UNLESS OTHERWISE SPECIFIED PER TOLERANCES NON SPECIFIEES SELON :-		APVD/APPROUVE -	PRODUCT SPEC SPEC. PRODUCT 02BFC0031	SIZE /FORMAT A3
MATERIAL /MATERIE -		FINISH /FINITION -	APPLICATION SPEC SPEC. APPLICATION -	CAGE CODE 00779
WEIGHT /MASSE APPROX. 2.1 Kg		DRAWING NO /No PLAN 706621		RESTRICTED TO /RESERVE A -
CUSTOMER DRAWING /PLAN CLIENT		UNIQUEMENT /POUR REFERENCE	SCALE /ECHELLE 2/3	SHEET /FEUILLE 1 OF /DE 1
		REV B		

ITEM: